

colorful bridgeport





This year was full of color, creativity, connection!

Colorful Downtown Bridgeport is a tapestry of cultures, traditions, and experiences. We mirror this spirit by investing in creative placemaking, inclusive public spaces, and dynamic storytelling.

Our headquarters, website, content, events, and approach to communications reflect our rich diversity, vibrant culture, and unique character. We've continued our commitment to public art, inclusivity, and community-driven beautification, ensuring that our Downtown and surrounding areas continue to evolve as welcoming, engaging, and inspiring spaces.

We are excited to announce a new wayfinding signage program to be installed this summer that will help residents and visitors get to know the neighborhood that we love.

We are also shifting to hosting monthly events that engage and energize neighbors and visitors through exploring public art and creative professional experiences.

Together, we are shaping a Downtown that is not only visually stunning but also deeply connected, culturally rich, and full of opportunity.

notable

Monthly Mosaic and Top 5 Things

We launched a recurring social series to keep the community in the loop on all things Downtown and it has quickly become a favorite!

Colorful Bridgeport HQ

We reimaged our Colorful Bridgeport HQ to better reflect the vibrancy of our mission and our community, featuring many pieces from local artists.

Downtown Events

We hosted and supported a range of engaging events, including the Downtown Farmers Market, Nature Nights, Bailando Bridgeport, Paws in the Park and the Arcade Winter Market.

Pollinators

We installed native pollinator planters in over 100 tree beds throughout Downtown, enhancing the streetscape while supporting local ecosystems.

Murals

We introduced five new murals across the neighborhood, adding more color that continues to define the Downtown experience!

who we are

The Bridgeport DSSD is operated under the direction of a nine-member Board of Commissioners representing property owners, residents, business owners, and leaders of cultural institutions in Downtown Bridgeport.

Officers

Philip Pires, Chairman
C&W Associates II, LP

David Iassogna, Vice Chairman
M&T Bank

Eric Gross, Treasurer
John Broadcannon, LLC

Callie Gale Heilmann, Secretary
Made in Bridgeport, LLC

Commissioners

Javier Ceja
Downtown Strategic Group

Alicia Cobb
*Special Events and Marketing Committee Chair
Downtown Resident*

Jason Cohen
Bordentown DB, LLC

Gemeem Davis
Bridgeport Generation Now

Karolyn Egbert
Trefz Corporation

Hugh Hallinan
Downtown Cabaret Theatre

Philip Kuchma
Kuchma Corporation

Tony Sherwood
Mighty 190, LLC

Barbara Sreckovic
Downtown Bridgeport

Andy Toledo, Ex Officio
City of Bridgeport

Robert Schneider, Emeritus
Jimmy's A&N, LLC

The Bridgeport DSSD is strengthened by a dedicated community members who generously volunteer their time, talent, and creativity in ongoing support of our various committees. Thank you to this Colorful Crew!

Curtis Denton
Downtown Resident

Carla Ford
Rum and Tequilla Fusion

Fred Frassinelli
*AMS Real Estate
Physical Conditions Committee Chair*

Suzanne Kachmar
*City Lights Gallery
Bridgeport Art Trail*

Lauri MacLean
Downtown Resident

Akiya McKnight
Visionarher Productions

Lynn Mosher-Howell
Rapha Massage

Andrea Raices-Lugo
Downtown Resident

Chief Roderick Porter
Bridgeport Police Department

Karin Smith
Kindred Thoughts Bookstore

Joyiesha Smoak
Bridgeport Public Library


Brendan Toller
WPKN 89.5 Community Radio

Daily Operations Team

Lauren Coakley Vincent
President and CEO


Charles Suarez-Penn
Operations Manager

Marcella Kovac
Creative Director



what we do

As the Business Improvement District for the Park City, the mission of the Bridgeport Downtown Special Services District (DSSD) is to promote the preservation and development of the downtown business district; make the area more attractive and accessible; and enhance the public perception of Downtown Bridgeport through overseeing and managing its appearance, security, and cleanliness.



where we work

The Downtown is bounded on the east by the Pequonnock River, by Route 8 on the west, by Interstate 95 to the south, and by East Washington Avenue to the north.

The burst of artwork in Downtown Bridgeport is just inspiration to the soul, every time I see one of them!

colorful bridgeport follower



our services

We strengthen the spirit of culture and community in the heart of Downtown through open space beautification, our welcoming Ambassadors who keep the district clean and safe, and a vibrant mix of activities—from the “Color It In” public art program to the Downtown Farmers Market and other signature events. Check out the highlights from DSSD’s past year to the right.

general stats

\$222,845

external (non-assessment) revenue generated

103

volunteers contributed

1,178

hours of their time equating to

\$39,268

invested in the Downtown

64

city and local organizations were partnered with

\$858,168

invested in

65

local companies, nonprofits, and creatives

downtown ambassadors

4

Downtown Ambassadors kept

30

blocks clean and beautiful

14,282

trash bags collected

576

instances of graffiti and stickers removed

18,006

visitors and business owners were interacted with

1,072

hours spent beautifying three public spaces

51

ground planters

748

panhandling diversions or interventions

\$468,183

devoted to clean and safe programming

marketing and placemaking

13,823

social media audience members engaged

80

newsletters and curated guides released to

2,900

newsletter subscribers

12,377

visitors attended

54

public events in the neighborhood

75

decorative light pole banners installed

15

BigBelly solar powered waste receptacles

\$221,543

devoted to marketing and placemaking



sponsors

Thank you to our 2025–2026 sponsors! The Bridgeport DSSD is grateful for the following partners and sponsors who through their funding recognize the importance of investing in Downtown Bridgeport. Each company's contribution ensures that the sense of culture and community is bolstered with bright and vibrant placemaking activations all around Downtown Bridgeport's commercial district.

#100GirlsLeading
 29 Markle Ct.
 Adam J. Lewis Academy
 AKDO
 All American Waste
 Amodex Products
 AMS Real Estate
 The Apartments at 323 Fairfield Avenue
 Aquarion Water Company
 The Bananaland
 Berlinetta Brewing Co.
 Bridgeport Generation Now
 Bridgeport Hospital Yale New Haven Health
 Bridgeport Police Department
 Bridgeport Public Library
 Career Resource, Inc.
 CharterUp Bridgeport
 Chris DeAngelis, P.E.
 City of Bridgeport
 Cohen & Wolf, P.C.
 Connecticut Housing Partners
 Connecticut Main Street Center
 Ernest and Joan Trefz Foundation
 Fairfield County's Community Foundation
 Forstone
 GE Credit Union
 Greater Bridgeport Transit
 Green & Gross, P.C.
 Hi-Ho D'Addario Industries
 Housatonic Museum of Art
 Indigo Massage
 Jimmy's Hip Hop
 Kindred Thoughts Bookstore
 M&T Bank
 NBALAB
 Oasis Apartments
 Optimum
 PSEG Environmental Task Force Fund
 Pullman & Comley, P.C.
 Rapha Massage
 Rum & Tequila Fusion
 SMG Corporate Services
 Soundview
 Time Equities
 Tourbus
 Trefz Corporation
 Tremont Sheldon, P.C.
 Una Dolce Vita
 University of Bridgeport, Innovation Center at Bauer Hall
 WPKN 89.5 Community Radio

financials


Statement of Financial Position

Revenues	2025	2024
Property Taxes	\$757,907	\$638,754
Sponsorship	\$67,932	\$61,834
Grant Revenue	\$144,697	\$51,645
Other Revenue	\$4,643	\$314,963
Total Revenues	\$975,179	\$1,067,196
Expenditures		
Streetscape Maintenance	\$460,359	\$404,900
Marketing	\$66,411	\$63,950
Creative Placemaking	\$94,681	\$404,881
Other Operating	\$240,788	\$212,322
Total Expenditures	\$862,239	\$1,086,053
Net Revenue (Loss)	\$112,940	(\$18,857)

Balance Sheets 2024 to 2025

	2025	2024
Assets		
Cash and Cash Equivalents	\$180,088	\$151,880
Property Taxes Receivable	\$34,595	\$16,540
Other Receivables, Primarily Grants and Sponsorships	\$77,931	\$31,750
Prepaid Expenses	\$1,798	\$9,689
Right to Use Asset	\$52,239	\$73,617
Total Assets	\$346,651	\$283,476
Liabilities		
Accounts Payable and Accrued Expenses	\$54,550	\$58,712
Deferred Revenues	\$256	\$25,250
Leases Payable	\$111,744	\$136,515
Total Liabilities	\$112,000	\$121,711
Net Position		
Unrestricted	\$234,651	\$121,711
Total Net Position	\$234,651	\$121,711
Total Liabilities, Deferred Inflows of Resources, and Net Position	\$346,651	\$283,476

Balance Sheets 2024 to 2025, cont.



Follow Us
Instagram, Facebook,
YouTube and LinkedIn
[@colorfulbridgeport](https://www.instagram.com/colorfulbridgeport)

938 Broad Street
Bridgeport, CT 06604
203-908-3622
hello@colorfulbridgeport.com

Bridgeport
Downtown Special
Services District | **DSSD**



YOU BELONG HERE

[colorfulbridgeport](https://www.colorfulbridgeport.com)